

Maine State Museum Scavenger Hunt

During your visit today, please:

- ★ Look carefully, the good answers require close observation. But please DO NOT TOUCH the artifacts.
- ★ WALK when moving about the galleries, please do not run.
- ★ USE INSIDE VOICES when sharing your ideas.

Lobby Level & 3rd Floor: Maine Bounty



NAVIGATION: Continue straight from the entrance into the lumber & logging display. To your left will be the shipbuilding and sail making displays including a portion of the ship the ST MARY. Nearby is a ramp that leads to the 3rd floor's lower displays including ice harvesting, granite quarrying, and agriculture. In the back of the gallery is the fishing display.

★ Look carefully, you will find touch boxes and a button to press for sound on this floor

LOGGING & LUMBERING

? Find a green lion. What was the name of her sister? _____

? Find the boots worn by loggers. Why do you think the spikes are so large? **CLUE:** Watch the nearby video to see the boots in action. _____



SHIPBUILDING & SAIL MAKING



? Find the ST MARY. The ST.MARY was a 240 foot ship with a heavy-duty hull for transporting heavy Maine products to cities in North and South America along the Downeast trade route around Cape Horn and north to San Francisco. What happened to the ST. MARY on her maiden voyage? _____

? Can you find the toy in the hull of the ST. MARY? What is it? _____

EXTRA, EXTRA: Cape Horn is the southernmost tip of South America. Before the establishment of the Panama Canal, traveling around the "Horn" was one of the most direct sea routes from the Atlantic to the Pacific. But it was a difficult journey due to large waves, strong winds, icebergs, and strong currents along the way. It is no wonder that it has been branded a sailor's graveyard.

ICE HARVESTING & GRANITE QUARRYING

? Locate the map showing where granite quarries in Maine are located. Why are so many found near the coast? _____

CLUE: Maine granite was used to construct the Brooklyn Bridge. Think about how all that granite was transported to New York.

EXTRA, EXTRA: Ice harvesting was the second largest industry in Maine in 1900 with over a million tons of ice being shipped out of Maine a year. Sawdust from sawmills was used to insulate the ice and keep it from melting before it was delivered.

FISHING & SARDINE CANNING

? Find Pam, the woman who is cutting sardines to fit into cans. Why do you think she has her fingers taped? _____

? Take a look at the display with all the sardine cans, which sardine can design is the most effective at encouraging people to buy their brand of sardines and why? Draw the sardine can here:



BACK TO NATURE AND MAINE MINERALS & GEMS



NAVIGATION: Return to the Logging and Lumbering display, walk through the doorway underneath the large moose head into the *Back to Nature* exhibit. This exhibit loop is filled with dioramas of Maine habitats at different times of the year and includes displays on Maine's state fossil and mineral.

? Read the following clues carefully and name the animal that best matches the clue.

- ★ I am the state bird. _____
- ★ I look like a burglar due to my mask. _____
- ★ I enjoy fish, but honey is my favorite. _____
- ★ I cut down trees to build my home. _____
- ★ If you smell me, you will run in the other direction or act like the bobcat nearby. _____
- ★ I am an aquatic mammal and my young are called pups. _____
- ★ I was once nominated to be the national symbol, but instead I settled for being the symbol of Thanksgiving. _____
- ★ I am an aquatic mammal and my young are called pups. _____

? What is Maine's state mineral? _____

? Find the Peary necklace. Who was Robert E. Peary and where did he go?



EXTRA, EXTRA: On the fourth floor in the *At Home in Maine* exhibit, you will find a baseball that was hit by Peary during his time as a student at Bowdoin College in Brunswick, Maine.

Maine State Museum Scavenger Hunt

During your visit today, please:

- ★ Look carefully, the good answers require close observation. But please **DO NOT TOUCH** the artifacts.
- ★ WALK when moving about the galleries, please do not run.
- ★ USE INSIDE VOICES when sharing your ideas.

1st & 2nd Floor: *Made in Maine*



NAVIGATION: Go down the stairs in the Fishing display and take a right at the bottom of the stairs and you will enter the Made in Maine exhibit. To your right is the Bailey Theatre; make yourself comfortable and enjoy the film. To continue through the exhibit follow the nearby ramps as they wrap around the Spear Mill. Be sure to visit all the displays at the bottoms of the ramps as they may be tucked away in the corners. The ramps will eventually lead you down to the first floor galleries.

★ Listen to the sounds of work in the exhibit. As you travel into the lower portion of *Made in Maine* look for touch boxes and buttons to press for sound.

In the mid to late 1800s the main source of power for mills, factories, and shops was water. As you walk through the exhibit do not forget to look through the room windows to see what is going on outside! Notice that almost all the mills, factories, and shops on display are built near rivers and streams. Waterpower was harnessed through the use of **BELTS AND PULLEYS**.



? As you are walking through the exhibit see if you can find 3 different individual machines that used water for power, list them below. **CLUE:** Belts and Pulleys are simple machines in which a rope or chain can change the direction of a wheel and lift a load or turn an object.

① Machine _____ ② Machine _____ ③ Machine _____

? Find the red button to press for sound in the carding mill. If you worked here all day (12-14 hours a day, 6 days a week), how might your hearing be affected? _____

EXTRA, EXTRA: The working conditions in factories or mills were not regulated as they are today. Depending on the type of work, a person could work 5-16 hours a day and there was no minimum wage. If someone was injured or became sick while on the job, the owners were not responsible for the harm that came to their workers and often fired those who had become disabled as a result of working.



? Which shop uses bamboo to create its product? _____
Why do you think the owner chose to use bamboo? _____

Do not miss the display in the corner at the end of the ramp and up a few stairs. Find three Maine inventions and describe what they were used for:

① Invention _____ Use _____
② Invention _____ Use _____
③ Invention _____ Use _____



Continue making your way down the ramps around the mill. Find the frog in the mill stream. **CLUE:** the best place to see it is at the bottom of the ramp.

? Find the fire buckets in the weave shed. If there had been a fire, how effective do you think they would be at controlling a fire in this environment? _____

EXTRA, EXTRA: The chance of fires in mills and factories was high as a result of the amount of fuel present. Scraps, fabric, and grease could easily ignite from a single spark. On average, woolen mills had fifteen to twenty-five machines to a floor, while a cotton mill could have up to a hundred. If a fire broke out, the chance of combating the flames while dealing with the need to evacuate a large number of people would have been very difficult.

1st Floor: Cars and Boats

★ You will find five buttons to press for sound in this room. Don't forget to toot the horn!

? Can you find the vehicle called the "Bone Shaker"? If you look closely you will see that it does not have any brakes. How do you think riders of such a vehicle would come to a stop? _____



Find the International Road Sign and use it as a key for the word search.

				A	N	O	R	E	V	B						
				U	P	O	L	A	N	D	E					
				A	N	C	H	I	N	A	L					
				K	R	O	M	E	C	D	I	G				
				R	A	R	N	L	S	E	H	R				
				O	I	S	W	E	D	E	N	B	A	P		
				D	E	N	M	A	R	K	L	I	A	D	D	
				N	D	P	M	N	Y	P	M	P	A	T	E	W
				O	M	E	X	I	C	O	U	A	M	H	J	I
				S	I	R	A	P	S	L		N				
				A	E	U	R	C	C	O						
				V	S	X	O									
				C	I	W										

Clue: Answers can be across, or up and down. They can also be diagonal, backwards, or both!

Maine State Museum Scavenger Hunt

During your visit today, please:

- ★ Look carefully, the good answers require close observation. But please **DO NOT TOUCH** the artifacts.
- ★ WALK when moving about the galleries, please do not run.
- ★ USE INSIDE VOICES when sharing your ideas.

1st & 2nd Floors: 12,000 Years in Maine



NAVIGATION: From the Cars & Boats display continue through the *To the Highest Standard: Maine's Civil War Flags* exhibit. Continue through the doorway in front of you and to the right through the *Cabinet of Curiosities* exhibit and you will find the entrance to 12,000 Years in Maine on your left.


EXTRA, EXTRA: At the beginning of 12,000 Years in Maine is a replica of a mammoth tusk. The actual tusk was discovered in 1959 in Alfred, Maine. However, it was originally thought to belong to a circus elephant as it was known that one had died in Alfred in 1816. Analysis of the tusk later proved this to be false and revealed that it belonged to a young female mammoth that had died over 10,000 years ago.

Look carefully at the spear points on display. How does the shape of the spear point change throughout the exhibit? Draw them as you go along.




Paleo Indian 12,000-9,000B.P.	Early or Middle Archaic 9,000- 6,000B.P.	Susquanna Tradition 6,000-3,000B.P.
----------------------------------	---	--

? When you come to the case labeled "Hunting Maine's Forests," imitate throwing the spear. Look at the diagram here or on the case label for an example. What purpose do you think the feathers on the end of the spear served? _____



? Find the mysterious "Rock of Unknown Origin." It is unknown how the rock got its deep grooves. If they were man-made, what do you think the rock might have been used for?

 Touch the petroglyphs. They are 4,000-6,000 years old and are found in two locations in Maine, Machiasport and Embden. These drawings clearly were not just graffiti but were important to the Native Americans that worked hard to create them. The exact meaning is a mystery but it is thought that they are symbols that represent important events in people's lives.

? Think of something important in your life, how would you turn that important event, person, or object into a petroglyph? Draw your petroglyph here:



? What was the name of the first English colony in Maine? _____

Maine State Museum Scavenger Hunt

During your visit today, please:

- ★ Look carefully, the good answers require close observation. But please **DO NOT TOUCH** the artifacts.
- ★ WALK when moving about the galleries, please do not run.
- ★ USE INSIDE VOICES when sharing your ideas.

4th Floor : At Home in Maine



NAVIGATION: At the front desk and lobby area, go down the corridor past the murals. The stairs to the fourth floor will be at the end of this hallway on the left and they will take you to the exhibit. Don't miss the many interactive opportunities on this floor.

? Immigrants came to Maine by many routes and from many different countries. Immigrants brought their own traditions to America. Look around the exhibit at the objects and traditions people brought with them. Imagine that you are the first one in your family to come to Maine. What is one special item that you would bring with you? _____

? Draw a line to match each of the surnames with their country of origin.



? Can you find the Acadian kitchen? The Acadians are French speaking people living along the St. John River near Maine's northern border. The kitchen was the heart of the home. List three activities going on in the Acadian kitchen.

① _____ ② _____ ③ _____

? What animal is sleeping in the Acadian kitchen? _____

? How have cooking utensils changed over the years? **CLUE:** Open the drawers in the summer kitchen to find out. _____

? How old is the jar of plums in the summer kitchen? _____



? Take a look at the Talbot dining room. If you visited the Talbot household in 1938, you might run into six year old Gerry, a future member of the Maine House of Representatives. In what city was the Talbot's house located? _____

? The Talbots used their dining room as an informal gathering area for the family to interact with one another. Gerald's mother, Arvella, entertained guests there and his father Jerry smoked his cigar and took naps in his dining room chair. What other types of activities do you see going on? _____

? Which of the games behind the sliding doors do you wish you could play? _____



Find the baseball that belonged to Robert "Bert" Peary, an American explorer who reached the North Pole with his expedition on April 6, 1909.

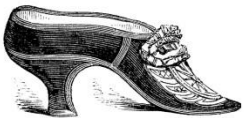
? Why are the shades drawn in the parlor? _____

EXTRA, EXTRA: Above the couch in the parlor is an item known as a hair wreath. Popular during the Victorian era (1840-1900), hair wreaths were memorials made out of the hair of the deceased. When a person died, their hair would be added to the center of the wreath in the design of a flower. As more people died, these flowers would be moved since the center always held the hair of the most recently deceased.

? There are several small creatures made out of silver in this exhibit, how many can you find and what creatures are they? _____

? Find the flies in the camp. What are they used for? _____

★ Find the chain to flush the toilet, pretend to chop wood, try your hand at cranking the washing machine, and last but not least, pressing clothes is hard work try your hand at lifting the iron.



Find the dress and shoes in the pull out drawers

CLUE: There are four drawers to explore.

? To whom did the bright blue bedroom belong? _____