


# Stunt Plane



**1.** Fold the paper in half about two inches before the edge.



**2.** Fold the top two corners to the center line.




**3.** Open up the entire sheet and accordion fold the sides in.




**4.** Fold in the sides of the bottom layer so the bottom corner comes to a point.



**5.** Flip the plane over and fold the peak of the triangle to where the edge of the top layer is on the other side.



**6.** Fold the peak of the triangle back up, so about a half inch peeks out from the top. Flip plane over.



**6.** Fold the plane in half so the peak is on the inside.



**7.** Finally, fold out the sides to create the wings. The body should be about one inch tall.